

# PROSMART



# PROSMART OVERVIEW

## WHAT IS PROSMART?

ProSmart is a sensor monitor with an app that allows customers to easily track multiple sensors while on their adventures.





ProSmart allows customers to monitor 12V battery charge, water tank levels, tire pressures, temperatures and propane tank levels from the ProSmart app on their smartphone, downloadable from the Google Play Store or App Store.

## HOW DOES IT WORK?

The ProSmart system consists of several parts: the SmartLink, the sensors and the ProSmart app on a customer's smartphone.

The SmartLink is a powered node which can be mounted close to the battery and connected to it included data cable. The SmartLink is paired to the customer's smartphone via Bluetooth using the ProSmart app.

The SmartLink is able to be easily installed or retrofitted into any vehicle, and is specifically designed to be used with:

-  RVs
-  trucks
-  motorhomes
-  boats

Water tank sensors and a wired temperature sensor can be connected directly to the SmartLink.

Once paired with a smartphone, the SmartLink will display all information through the ProSmart app.

# PROSMART OVERVIEW

## WHAT DOES THE PROSMART APP SHOW?

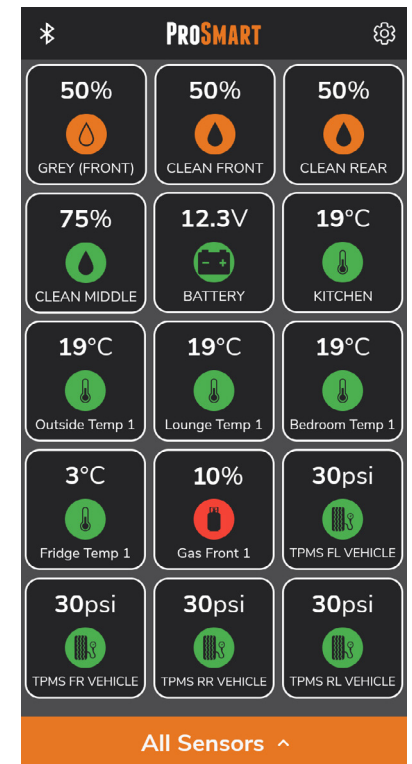
Once the SmartLink is paired to a customer's smartphone, the customer can use the ProSmart app to:

- view the current state of charge of the connected 12V battery
- view water levels of any connected water tank sensors
- view temperature readings of the connected wired temperature sensor
- pair SmartConnect sensors via Bluetooth.

All connected sensors are displayed in a tile grid on the home page of the ProSmart app.

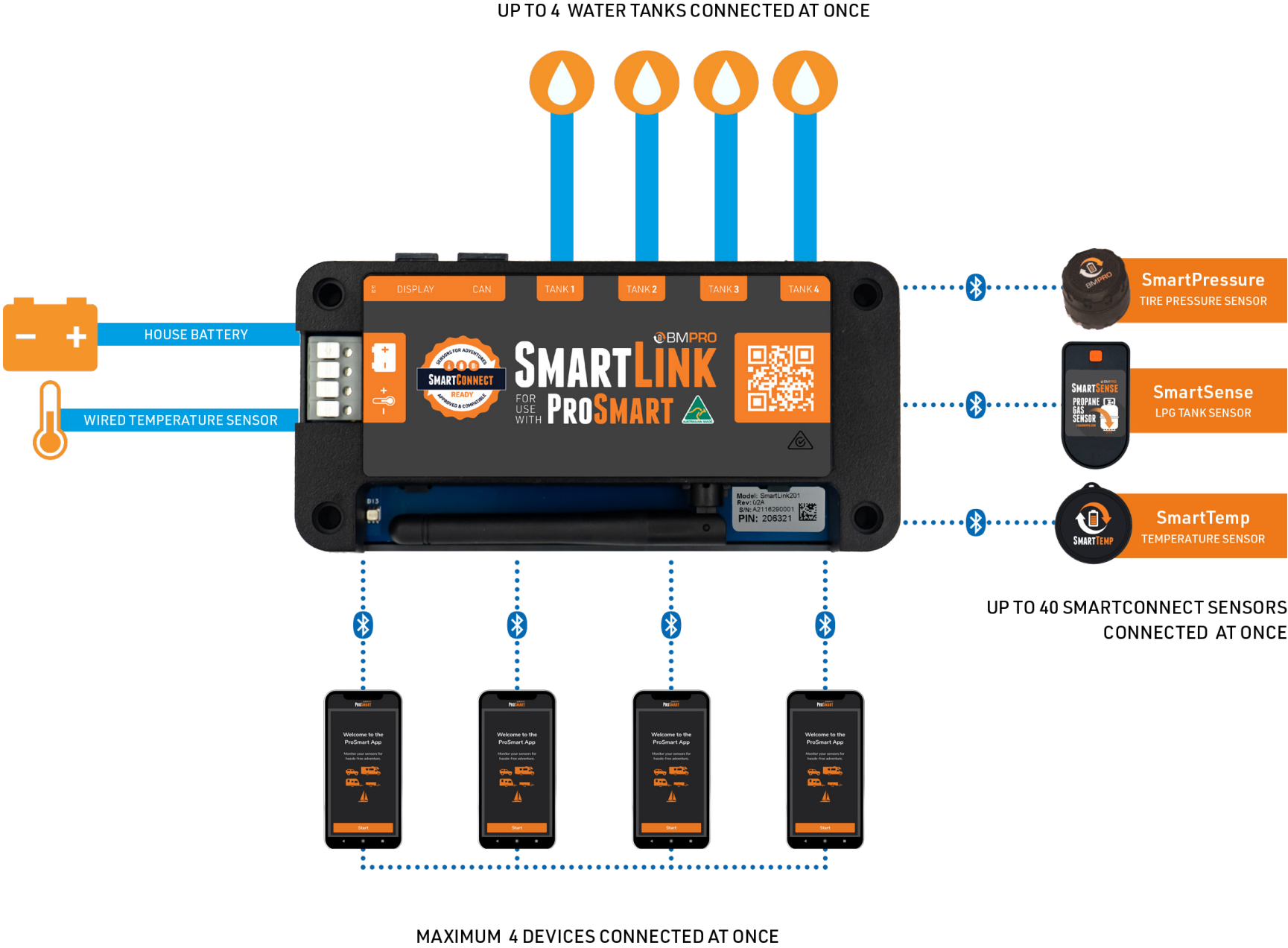
The ProSmart app's settings menu allows for the configuration of smartphone notifications if a sensor reading drops below or rises above a set value, and for the setting of measurement units.

Instructions for navigating the ProSmart app, pairing and unpairing sensors are located in the **ProSmart owner's manual**.



BMPRO launches ProSmart - monitor for your adventures

# PROSMART DIAGRAM



# PROSMART FAQs

## **How many mobile devices can I pair to the SmartLink?**

Up to four mobile devices can be paired to the SmartLink at once.

## **How do I unpair all connected mobile devices from the SmartLink?**

To unpair all connected mobile devices, press and hold the pairing button on the SmartLink for at least 10 seconds. The LED will flash red, once the flashing is over all mobile devices will be unpaired.

Note: SmartConnect sensors are not forgotten when holding down the pairing button. They must be unpaired using the ProSmart App.

## **How many Bluetooth SmartConnect sensors can I have paired to the SmartLink?**

Up to 40 SmartConnect sensors can be paired via Bluetooth to the SmartLink at once.